




## Valve innovations assist biopharmaceutical processes to achieve cost reduction and cGMP

06 November 2007 | News



### Valve innovations assist biopharmaceutical processes to achieve cost reduction and cGMP

*The biopharmaceutical industry is under constant pressure to increase quality, efficiency and speed time to the market while reducing production costs. To meet these heavy demands, companies are increasingly using new technologies while adapting and innovating faster than ever.*



Bioprocessing is widely believed to be the future of drug discovery and manufacturing. One of the most critical factors in the production of drugs today is the ability to clean and validate the drug production process. At the risk of oversimplification, cGMPs require that processing equipment be designed to be drainable, cleanable and sterilizable to minimize the potential for contamination, and therefore help assure the purity of the end drug product.

Hygienic valves, particularly diaphragm valves, have become the most important control element of process piping systems utilized in the Bioprocessing industry today. The weir style diaphragm valve has become the standard due to the unique ability to provide a drainable valve with minimized product entrapment areas. As can be seen in Figure 1, the unique internal geometry of a diaphragm valve creates a flow path that minimizes hold-up volumes and optimizes process piping drain-ability.

Utilizing the unique characteristics of the weir style diaphragm valve, valve manufacturers have helped develop many process fabrications to reduce product contact surfaces, reduce hold-up volumes, and minimize piping dead-legs. The theory is that as contact surfaces are minimized and hold-up volume is reduced in a process piping system, product yields and product purity will improve.

In the not so distant past, typical process fabrications were produced by welding standard forged valve bodies in

configurations designed specifically for certain applications and orientations. Figure 2 shows a process fabrication known as a Sterile Access port. Sterile Access fabrications are utilized for product sampling and/or a condensate drain. This fabrication has served the industry well, but has limitations. In some instances, where the main horizontal valve is large relative to the sample valve, the dead-leg between the two valves can fall outside FDA expectations. Figure 4 shows an old technology fabricated zero static use point. This technology has been replaced by integral block technologies in Figure 5.

The FDA Guide to Inspections of High Purity Water Systems has defined dead-legs as "not having an unused portion greater in length than six diameters of the unused pipe, measured from the axis of the pipe in use. It should be pointed out that this was developed for hot (75-80° C) circulating systems. With colder systems (68-75° C) any drop or unused portion of any length of piping should be eliminated if possible, or have special sanitizing procedures."

In cases where process piping falls outside of FDA expectations, as noted from the Guide to Inspections of High Purity Water Systems reference above, the owner of the system is expected to have special sanitizing procedures. These special sanitizing procedures can be expensive in terms of production time and processing cost and should be avoided whenever possible.

As mentioned previously, the Bioprocessing industry has a critical need for a system that can be cleaned and sterilized and is able to minimize product contact surfaces and hold-up volumes. Until relatively recently however, there has not been a true guidance document to assist the Bioprocessing industry to achieve these higher levels of performance. Realizing the need for guidance the American Society of Mechanical Engineers (ASME) in 1987 began assembling a committee devoted to the development of a standard for the Bioprocessing industry. Almost ten years later a standard was released called the "ASME Bioprocessing Equipment Standard" (ASME BPE).

This standard takes the issues of dead-legs in process piping to an even higher level. The BPE has created a new definition for the allowable dead-leg within a Bioprocessing piping system. The ASME BPE 2005 states "for high-purity water and clean steam systems, an L/D ratio of 2:1 is attainable with today's manufacturing and design technology... In many cases the old technology of welding standard valves into process fabrications will no longer meet this higher requirement described by the ASME. Also, per the definition of the cGMPs regulations, drug manufacturers are required to keep up with the latest trends in standards and technology. This is where the trend to migrate to integrally machined block valve bodies has begun.

### **Integral Block Body & 3D CAD Modeling**

For many years hygienic diaphragm valve manufacturers have utilized CNC machining to create the complex weir geometry in forged valve bodies. It was not until the introduction of 3D parametric CAD systems that truly innovative process valve designs could be realized. Now with the common use of these 3D modeling programs, valve manufacturers are capable of creating an amazing array of valve designs to not only meet, but exceed the expectations of the Bioprocessing industry. Figure 3 illustrates this point. While Figure 3 serves the same functionality as Figure 2 instead of two separate valves welded together, both valves are machined from a integral block of 316L Stainless Steel. Not only does this greatly reduce hold-up volume and the length of dead-leg, it eliminates a manual weld.

The presented example is a simple combination of valve and 3D CAD technology. An endless array of process configurations, to satisfy almost any application need can now be designed and manufactured. With only modest effort, Figure 6 and 7 illustrate a variety of multi-port divert valves. These valves can be combined in many ways to simplify and condense intermediate drug manufacturing processes. An excellent example is the use of numerous multi-port divert valves in a chromatography skid (Figure 8). A patented valve especial designed for chromatography columns has helped the industry optimize the chromatography process (Figure 9).

There is endless potential for valve manufacturers and process piping designers to work together to provide innovative and cost effective valve and process system designs. Innovative designs can drastically reduce dead-leg, minimize hold-up volume, minimize product contact surface areas, improve drain ability, and contribute to product recovery from process piping and systems. All these factors help the Pharmaceutical and Bioprocessing industries improve their product purity and yield, while reducing overall costs.

Paul McClune, ITT Corporation, USA