

BioData

19 May 2003 | News

image not found or type unknown







image not found or type unknown





	2001		2005		2007			
Bio-generic Molecule	Market Size		Market Size		Growth	Market Size		Growth
	INR	USD	INR	USD	(Percent)	INR	USD	(Percent)
	(crores)	(millions)	(crores)	(millions)	(crores)	(millions)		
Erythropoietin (EPO)	35.2	7.26	283.2	58.39	68	412	84.95	21
Interferon	15.6	3.22	50	10.31	34	60.5	12.47	10
G-CSF (Filgrastim)	11.6	2.39	200	41.24	104	294.8	60.78	21
Hepatitis BVaccine	203.6	41.98	685.5	141.34	35	987.2	203.55	20
Streptokinase	19.1	3.94	34.6	7.13	16	39.7	8.19	7
Combination Vaccine	16.1	3.32	25.7	5.3	12	28.4	5.86	5

Rota Virus	1.3	0.27	6.1	1.26	49	9.5	1.96	25
Typhoid Vaccine	6.2	1.28	20.6	4.25	35	32.2	6.64	25
Total	308.5	63.65	1,305.70	269.22	43	1,864.30	384.39	19